



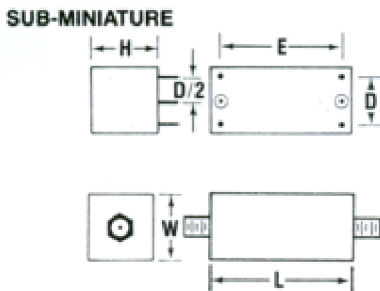
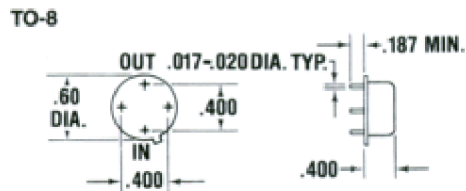
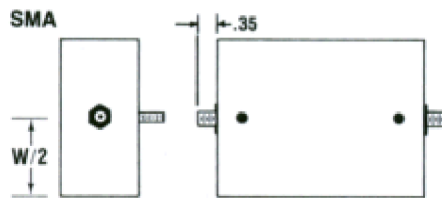
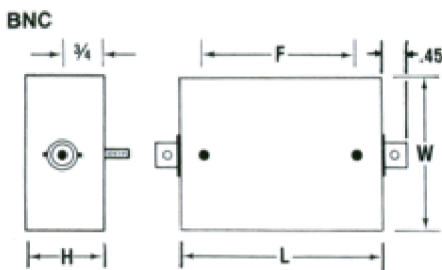
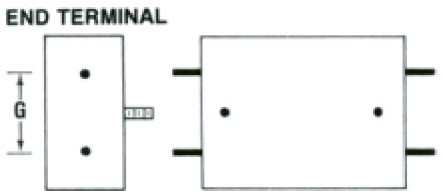
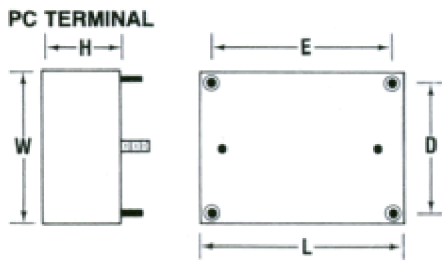
Mechanical Specifications

mechspecs

All **Allen Avionics** filters are sealed in packages designed to withstand shock, vibration, humidity and changes in temperature. The use of epoxy cases or metal cans for any given application will depend on the degree of protection that the filter must have. Tabulated below are the standard filter packages listed in this catalog. Allen Avionics has hundreds of filter packages that are not listed and can be used to custom fit your application. Please feel free to call our Technical Sales Department for custom filter packaging requirements.

Standard Packages For Lowpass, Highpass, Bandpass And Band Reject Filters

METAL CANS						
TYPE	L x W x H	D	E	F	G	STUDS
J	1.0 x .750 x .750	.500	.500	N/A	N/A	N/A
K	1.5 x 1.000 x .750	.700	1.100	1.0	N/A	4-40 x .350
K1	2.0 x 1.125 x .750	.750	1.500	1.5	.750	4-40 x .350
K2	2.5 x 1.125 x .750	.750	2.000	2.0	.750	4-40 x .350
K3	3.0 x 1.125 x .750	.750	2.500	2.5	.750	4-40 x .350
K4	4.0 x 1.125 x .750	.750	3.000	3.5	.750	4-40 x .350
L	2.0 x 1.625 x 1.125	1.000	1.500	1.0	.750	6-32 x .500
M	3.0 x 1.625 x 1.125	1.000	2.500	2.5	.750	6-32 x .500
M1	3.0 x 2.000 x 1.250	1.500	2.500	2.5	.750	6-32 x .500
N	4.0 x 1.500 x 1.250	1.000	3.500	3.0	.750	6-32 x .500
N1	4.0 x 2.000 x 1.250	1.500	3.500	3.0	.750	6-32 x .500
O	5.0 x 1.500 x 1.250	1.000	4.500	4.0	.750	6-32 x .500
O1	5.0 x 2.000 x 1.250	1.500	4.500	4.0	.750	6-32 x .500
P	6.0 x 1.500 x 1.250	1.000	5.500	5.0	.750	6-32 x .500
P1	6.0 x 2.000 x 1.250	1.500	5.500	5.0	.750	6-32 x .500
MVSL	4.0 x 2.000 x .500	1.500	3.500	3.0	N/A	6-32 x .500
PC TERMINAL .250L x .040 DIA.						
Continued below						



EPOXY STYLE CASES					
TYPE	L x W x H	D	E	F	G
S	1.25 x .875 x .625	.300	.70	.75	.300
U	2.00 x 1.125 x .750	.600	1.40	1.00	.600
W	2.50 x 1.125 x .750	.600	1.90	1.50	.600
X	3.00 x 1.500 x 1.000	.900	2.40	2.00	.900
X1	3.00 x 2.000 x 1.000	1.400	2.40	2.00	1.400
Y	4.00 x 1.500 x 1.250	.900	3.40	3.00	.900
Y1	4.00 x 2.000 x 1.250	1.400	3.40	3.00	1.400
Z	4.50 x 2.500 x 1.375	1.800	3.90	3.50	1.800

* ALL STUDS ARE #4-40 x .500L PC TERMINAL .450L x .040 DIA. *STUDS NOT AVAILABLE ON TYPE S CASE

SUB-MINIATURE CASES			
TYPE	L x W x H	D	E
SA	.800 x .500 x .500	.300	.600
SB	1.000 x .500 x .500	.300	.800
SC	1.250 x .500 x .500	.300	1.000

TO-8 diameter .600 height .400 max 'ALL TERMINALS .020 NOMINAL DIAMETER

TUBULAR FILTER CASES			
TYPE	L	D*	B*
TA	2.00	.500	.45
TB	2.50	.500	.45
TC		.500	.45

*B DIMENSION = .45 for BNC .35 for SMA
*D DIMENSION ± .032

Allen Avionics, Inc.

224 East Second Street, Mineola, NY 11501

Phone: (516) 248-8080

Fax: (516) 747-6724

E-Mail: Info@AllenAvionics.com

We are pleased to accept

