


FEATURES

- 3-PIN SIP PACKAGE.
- 1 EQUALLY-SPACED TAPS.
- LOW OUTPUT DISTORTION: $\pm 7.5\%$.
- 1ns TO 10ns DELAY RANGE.

ELECTRICAL CHARACTERISTICS

Characteristic Impedance : 55 to 93 Ω ($\pm 10\%$)
 Temperature Coefficient of Delay 100ppm/ $^{\circ}\text{C}$ max
 Operating Temperature Range : 0°C to $+70^{\circ}\text{C}$
 Storage Temperature Range : -65°C to $+130^{\circ}\text{C}$
 Insulation Resistance : 1000M Ω min @50VDC
 Dielectric Strength : 50VDC



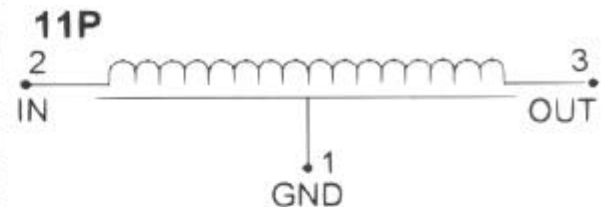
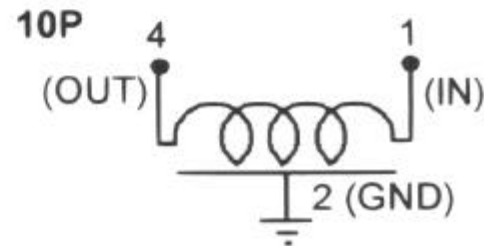
INPUT PULSE TEST CONDITION

Pulse Voltage : 2.5V
 Pulse Width : 5Td
 Pulse Rise Time : 2ns(10% to 90%)

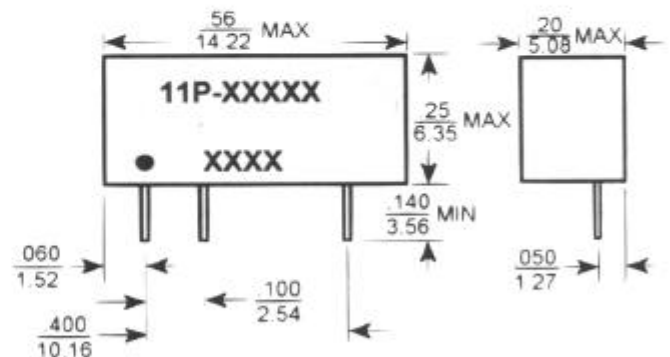
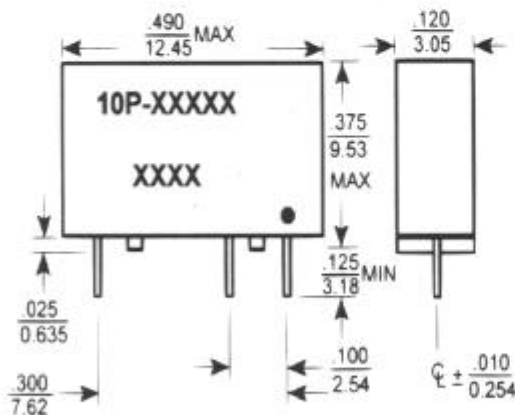
ELECTRICAL SPECIFICATIONS

PART NO.	DELAY TIME (ns)	RISE TIME MAX(ns)	D.C.R. (Ω)	IMPEDANCE Ω ($\pm 10\%$ MAX)
10P/11P-00155	1 \pm 0.2	16	0.20	55
10P/11P-00255	2 \pm 0.2	16	0.25	55
10P/11P-00355	3 \pm 0.2	17	0.37	55
10P/11P-00455	4 \pm 0.2	17	0.50	55
10P/11P-00555	5 \pm 0.25	18	0.62	55
10P/11P-00655	6 \pm 0.3	20	0.75	55
10P/11P-00755	7 \pm 0.3	22	0.80	55
10P/11P-00855	8 \pm 0.3	24	0.85	55
10P/11P-00955	9 \pm 0.3	26	0.90	55
10P/11P-01055	10 \pm 0.3	28	0.95	55
10P/11P-00193	1 \pm 0.2	16	0.20	93
10P/11P-00293	2 \pm 0.2	16	0.25	93
10P/11P-00393	3 \pm 0.2	17	0.37	93
10P/11P-00493	4 \pm 0.2	17	0.50	93
10P/11P-00593	5 \pm 0.25	18	0.62	93
10P/11P-00693	6 \pm 0.3	20	0.75	93
10P/11P-00793	7 \pm 0.3	22	0.80	93
10P/11P-00893	8 \pm 0.3	24	0.85	93
10P/11P-00993	9 \pm 0.3	26	0.90	93
10P/11P-01093	10 \pm 0.3	28	0.95	93

PIN CONNECTIONS



MARKINGS AND DIMENSION



Dimensions: inches/mm Unless otherwise specified, all tolerances are $\pm 0.010 / \pm 0.25$

ALLEN AVIONICS, INC.